

# SCALEFOUR SOUTHWEST 2011

a part of RAILWELLS

The Town Hall, Market Place, Wells, Somerset

**Saturday 13 August - 10.30 to 17.30**

**Sunday 14 August - 10.30 to 17.00**

**Admission - Adult £5.00;**

**Seniors and unaccompanied Children - £4.00**

**Accompanied children (14 and under) - free**

**Website: [www.railwells.com](http://www.railwells.com)**

**Scalefour Society members can use their Saturday tickets on Sunday also, but must show their membership card and have their ticket endorsed on Saturday.**



*Photo: Wells Tourist Office*

## **Railwells has become a very special show in the railway modelling calendar.**

Once again it is being held in the delightful setting of Wells Town Hall. Railwells includes **Scalefour Southwest** as an integral part of this annual event. This year the exhibition features a significant number of layouts built especially for the show in response to the **Scalefour Southwest P4 Layout Challenge**. In 4mm scale, these are joined by a small layout in 00. See how others have produced a layout, some for the first time, and learn from demonstrators showing other aspects of construction in the hobby. Whether you are considering building a layout or not, something of interest awaits everyone.

## **Scalefour Southwest 2011 P4 Layout Challenge.**

Several people have said they wished their layouts had reached the point of entering the original 18.83 event, and felt a challenge to build a layout in a set time would ensure they really got on with it. The format follows that of the 18.83 and DEMU Challenges, but without the restraint of a footprint of the 18.83 square feet: the only restriction is that the layout has to fit in the owner's vehicle with no more than two operators. Four layouts have dropped out, as constraints on time have taken their toll. However, they have been started and will be finished, and no doubt will appear at Scalefour Southwest in due course. At the time of writing, the end of May, five layouts have got to a stage where they should be finished ready for a début at Railwells this year. Each is different, and a good range of interesting subjects and locations will be presented. This Guide was correct when going to press, but alterations will be posted on the Railwells and Scalefour Society websites.

## **And Wells is a very special city.**

The smallest city in England, nestling at the foot of the Mendip Hills, Wells is a conservation miracle, with its historic core almost intact from the Middle Ages. The magnificent Cathedral and Green are jewels in a crown of ancient streets, glorious buildings and characterful shops. Saturday is one of two market days each week. From the Market Place you go through Penniless Porch to the Cathedral, Vicar's Close, the oldest complete continuously inhabited medieval street in Europe, and the Museum. The Bishop's Palace is protected by walls and a moat fed by the springs that give Wells its name. At the end of the Market Place is the Conduit, feeding water from the springs down the High Street. There are many places to visit nearby, Wookey Hole Caves and Mill, Cheddar Gorge, the East Somerset Railway, Glastonbury Abbey, the lake village at Meare, and Clarks Village outlet shopping centre at Street.

Wishing to stay over the weekend? The phone number of the Wells Tourist Information Centre is 01749 672552.

Parking in Wells on a Saturday can be a problem, so if you visit on this day, take the bus, or find a parking space and walk, as nothing is very far. Sunday is a quieter day both in the city and the exhibition. However this year there will be:

**Free parking for those attending the exhibition. Just follow the Railwells parking signs.**



*Lowburn Park at Railwells in 2010.*

Photo: David Brandreth



*Debenham at Railwells in 2010.*

Photo: David Brandreth

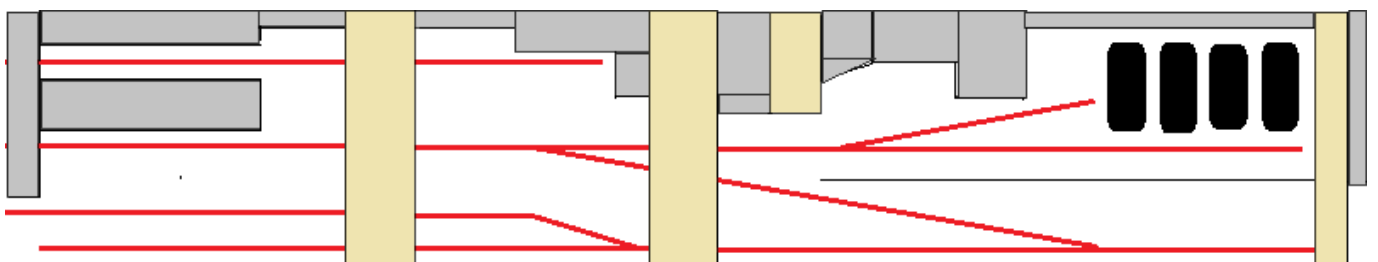
# Crockherbtown



The real Crockherbtown was a district of Cardiff, renamed Queen Street in the 19<sup>th</sup> Century in honour of Queen Victoria. The Taff Vale Railway built the station in 1840. By 1887, the TVR had demolished it, moving the station and track formation a little further away from Cardiff Docks and a little closer to the centre of the city, at the same time renaming it Cardiff Queen Street. Other major rebuilding programmes took place in 1907 and again in 1973. It remains in use to this day, busy with commuters.

But that's where reality and my Crockherbtown part company, my use of the name is just an excuse to allow me the fiction of an urban Welsh location. Set in that period most favoured by those who can't make up their mind, the

steam/diesel transition era, it was originally built in '00' gauge as a shunting plank for the then new Bachmann 08. It has since been converted to 18.83mm gauge, and I hope you like it.



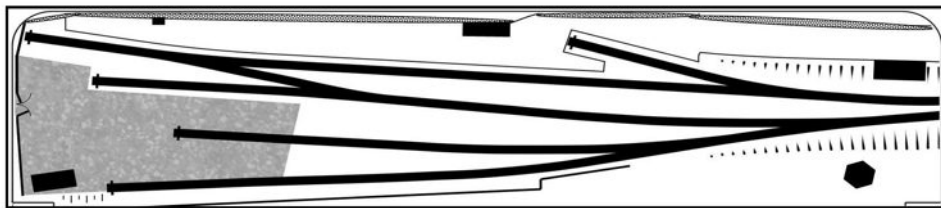


# Lower Exbury

presented by Jo Palmer

The genesis of this model, my first attempt at layout construction, was described in *Scalefour News* 170. The baseboard was started just 20 months ago, and since then construction has followed at a steady pace, though some tasks, like track painting, ballasting and scribing granite setts, seemed to take forever! Previous modelling experience was extremely limited, so numerous skills have had to be acquired, and techniques learned — everything from soldering and locomotive re-wheeling to painting a backscene and operating AJ couplings — and I am grateful to those who have assisted in this education. The resultant layout may only be small, but it has been achieved by someone on several very steep learning curves!

*Lower Exbury* is, of course, not yet finished, as much detail work still needs to be done. But it is hoped that it has reached a stage of being “presentably complete” and is a worthy entry in the Challenge. Though some locomotives and items of rolling stock have been built for the layout, others have been borrowed for this showing. They are a mixture of r-t-r conversions and kit-built items, and represent secondhand items purchased by the Light Railway Company together with items hired in from British Railways.



Lower Exbury is located on the Hampshire coast, where the Beaulieu River flows into the Solent. A detailed history of the fictitious South Hampshire Light Railway has been plotted out, and the model represents the terminus of a small spur line from Exbury, originally built to serve local brickworks and provide them with river wharfrage. It is 1952 and the railway has escaped Nationalisation in 1948, but even though it had been substantially rebuilt just a few years earlier, as a result of its importance to the military in the build-up to D-Day, with the brickworks now closed it seems only a matter of time before this part of the South Hampshire Light Railway is closed for good. For the present, rudimentary passenger and goods services to serve the sparse population are augmented by the storage of empty freight stock in the old brickworks sidings. Fortunately for shareholders, the future of other parts of the system remain good, particularly the branch serving the growing oil refinery at Fawley, and so it is likely that the railway will remain a feature on the landscape for many years to come.

## Displays

### Historical Model Railway Society

The Society for all interested in modelling or researching the history of Railways in Britain. Join at our sales stand here today and take immediate advantage of our members' discounts. We have much to offer including our computerised photographic and drawings catalogue, Area Group meetings and HMRS Stewards, our in-house research facilitators. Do have a look at [www.hmrs.org.uk](http://www.hmrs.org.uk)

### Pendon Museum

We display life and transport as it was in the 1920s and 30s in stunning 4mm scale form. From March 20th to September 12th the special exhibition will be "Trip" — the week when 29,000 GWR employees and their families went on holiday. If you've been before, plan a repeat visit - if you've not, now's the time! The web address is [www.pendon.org](http://www.pendon.org)

### Welsh Railway Research Circle

For 30 years, the Circle has been bringing together researchers and modellers interested in mainline and branch railways of Wales and the Border Counties, and also the tramways, tramroads and industrial locations. [www.wrrc.org](http://www.wrrc.org)

### Somerset & Dorset Railway Trust

The Trust was formed in 1965, before the S&D line closed in 1966, as the Somerset & Dorset Circle. From 1969 to 1975 it occupied Radstock station, then moved to Washford on the West Somerset Railway, where it can be found today. For more information visit [www.sdrt.org](http://www.sdrt.org) or write to The Station, Washford, Somerset, TA23 0PP.

### The South Western Circle

We are a society for railway historians and enthusiasts interested in the London & South Western Railway (LSWR). With a membership of over 500, we aim to enhance knowledge of the LSWR and its successors with research and our quarterly publication of the Circle's magazine *The South Western Circular*. Modelling activities have a high profile, with a sales service, and comprehensive drawing service, photographic and portfolio collections. We hold four meetings a year on Saturdays, featuring illustrated talks on subjects related to the LSWR. For more information on joining, please speak to one of our members at our stand or see our website [www.lswr.org](http://www.lswr.org)

### Uplands Railway Museum

The Wells branch of the Somerset & Dorset Railway opened 150 years ago in March. The display this year will show items of railway memorabilia of general interest to the West Country.

### Wells Railway Fraternity

The Fraternity's display includes railway posters of Wells and of our outings this year. There will of course be some photos of the three railways of Wells. The Fraternity's web address is [www.railwells.com](http://www.railwells.com)

**You can compare and contrast the scales with the help of the following specialists:**

#### The Three Millimetre Society

For information visit [www.3mmsociety.org](http://www.3mmsociety.org) or speak to Bruce Smetham on the Rail Books stand.

#### The EM Gauge Society

For information visit [www.emgs.org](http://www.emgs.org)

#### The ScaleSeven Group

The Southwest Coordinator is John Day; the Membership Secretary is Ron Pitts, 30 Wroxall Road, Solihull, B91 1DS  
Tel: 0121 705 4138 [www.scaleseven.org.uk](http://www.scaleseven.org.uk)

## Demonstrations include . . .

**How to use Plastikard to model Bath Green Park in 2mm**

**Jerry Clifford**

**Painting back scenes**

**John Birkett-Smith**

**Changing to P4 - fitting Ultrascale wheels, re-wheeling RTR,**

**Exactoscale turnout and wagon chassis construction**

**Bob Bourne Terry Bendall**

**Working with Plastikard**

**Geoff Kent**

## Scalefour Society [www.scalefour.org](http://www.scalefour.org)

Danny Cockling will be on hand to resolve any membership matters or to offer a ready ear to visitors who want a chat. The Scalefour Stores are also present at the show.

Danny can be reached at 187, Painswick Road, Gloucester, GL4 4AG. Tel: 01452 534763, and via [www.scalefour.org](http://www.scalefour.org)

## Other Scales - Other Gauges

**Scale7**

**0 Gauge**

**7mm - 16.5 gauge**

**7mm - 16.5 gauge**

**EM**

**00**

**Y Cae, South Wales colliery**

**Stodmarsh, East Kent Railway**

**Gweek North Quay, Helston, South Cornwall**

**Bridport Town - Narrow gauge railway in South Devon**

**Villier St diesel stabling point**

**Somewhere in Southern England 1944**

**Simon Thompson**

**Kevin & Judy Cartwright**

**Falmouth MRC**

**David Taylor**

**Tony Wood, Ian Manderson, Peter Johnson**

**Phill Smith**



# New Mere

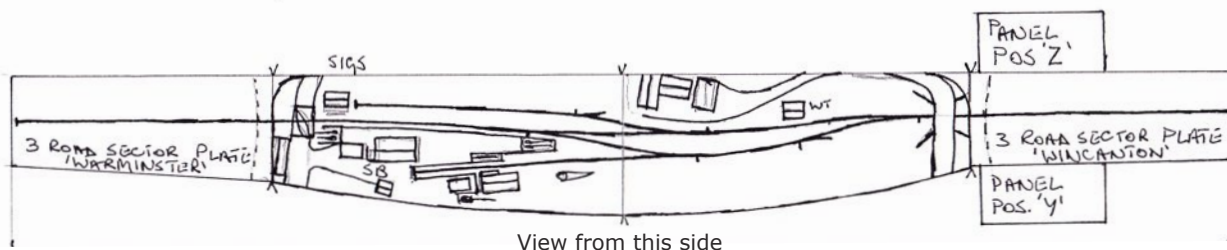


Some of you may remember *Mere* Mk 1, a small station in Wiltshire on the erstwhile Wincanton and Warminster Branch of the Somerset & Dorset Joint Rly. This showed what might have happened if Mere had become the terminus of a much truncated through route. Version 2 shows restoration as a through route, so we now have through trains running Templecombe - Westbury plus a shuttle of Wincanton - Mere locals and the usual freight, milk and perishables workings.

The track layout you will see today is based around Dorstone on the Golden Valley Railway. Mere though, is signalled and operated as a Block Post about seven miles from Wincanton and thirteen from Warminster. There is a route plan on the left hand staging yard screen as you face the layout. Nearly all the buildings and the like have been recycled from the old layout. Some new structures have been built where required. Plain track is courtesy of 'Exactoscale', switch & crossing work has used a combination of C&L and Trax2 templates. The locomotives and rolling stock you will see consists of that which previously operated on *Mere 1*, plus a new batch of wagons, coaches and locos.


An attempt has been made to create an operating sequence based on the S&D 1950 summer timetable. Thus there are two Templecombe - Westbury through trains each way daily, a Wincanton - Mere shuttle four to five times daily, and a Saturday Warminster - Mere service provided by the (Great) Western Region. On the goods side, there are various workings together with a milk and perishables train which runs in the early afternoon.

We operate using a 'Digitrax' PCS50 system, with other accessories using a separate power supply.



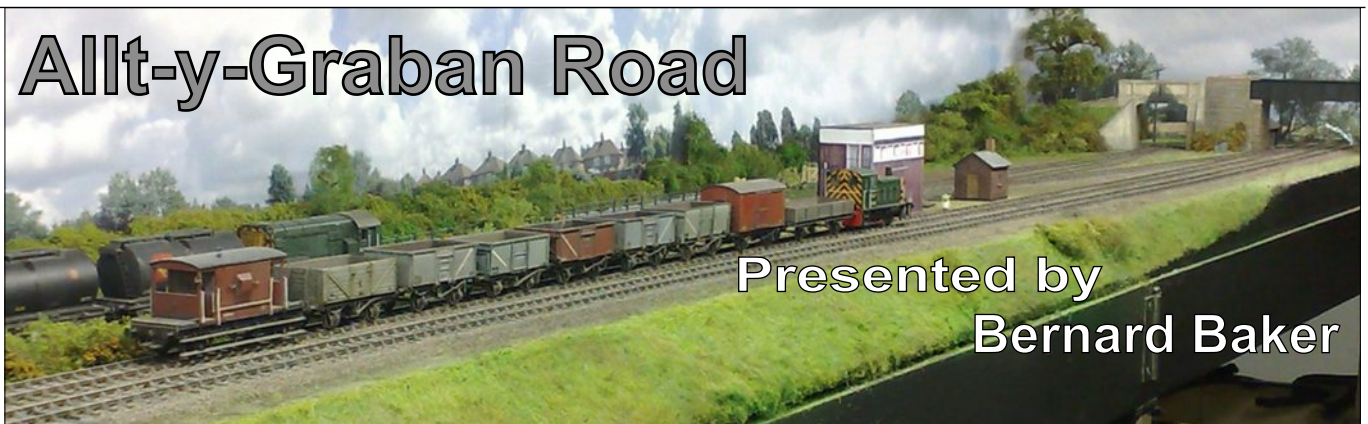
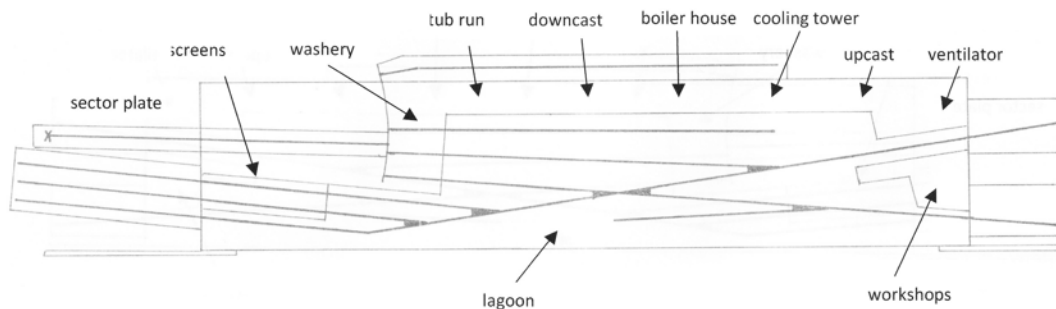
In Mode A, the layout is 4' 8" x 1' 9" and is a terminus.  
In Mode B, the layout is 14' 0" x 1' 9" and is a through station.  
The Control Panel can be fixed in either Position Y or Z.





Draycott Park Colliery might have been found at the southern end of the relatively small, but highly productive North Staffordshire coalfield in the 1950s.

The track plan is based on a partial and distorted version of the layout at Foxfield Colliery in the Cheadle area. The structures, though not based on actual prototypes, are intended to be typical of collieries in the early years of the N.C.B. The choice of period will allow the use of a variety of locomotives found at the collieries in the North Staffordshire area. Currently, motive power is restricted to appropriately modified RTR. Typically, only one locomotive may be operational at any particular time. Short trains of mixed wooden and steel-bodied minerals are the norm, because like many collieries in the area there is an uncompromisingly steep access route to and from the exchange sidings with the ex-NSR mainline (off-stage). Draycott Park Colliery was an entrant in the 1883 Layout Challenge scheduled for Scaleforum in 2005. A variety of circumstances prevented its appearance at the show. Though visually complete, it remains a work-in-progress.

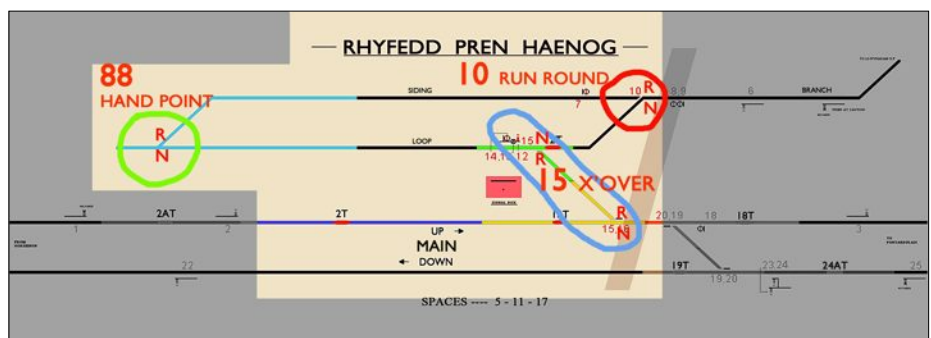


## Allt-y-Graban Road

Presented by  
Bernard Baker

This is a first attempt at a P4 layout, and the opportunity has been taken to see how many model railway / toy train conventions, long accepted practices and habits can be ignored. This iconoclasm has undoubtedly led to "Too many knobs being twiddled at the same time", and I will find out the hard way how few will have to be reinstated. The layout was *not* built using the "Usual Methods". The baseboards have no structural frames – the plywood is on the sides and ends only to protect the extruded foam slabs from damage. Any future layout will probably dispense with the wood entirely and use 3mm plastic sheet around the foam. Track is Exactoscale Fastrack laid on Woodland Scenics foam underlay, fixed with Johnson's Kleer, as is the ballast. No PVA has been used – not anywhere on the layout. There are several other unorthodox methods used around the layout. Control is by NCE Powercab and Procab. CT Elektronik DCX75 / SL75 Decoders are becoming the standard. Points are worked by Cobalt motors via an NCE Switch-8.

Exceptional thanks are due to John "Ruyton Road" Spencer for the splendid signal box, bridge and huge amounts of practical help, advice and inspiration. Thanks also to Rod "Llanastr" Hall for the Templot plan, and general thanks to all NAGNAG/Newport MRS members and of course, many others.





# Suppliers of your modelling requirements

## **ASPIRE GIFTS & MODELS** Unit 9, Court Farm Business Park, Buckland, Newton, Nr Dorchester, Dorset DT2 7BT

Tel: 01300 345355; Email: [Edward.aspire@btinternet.com](mailto:Edward.aspire@btinternet.com); Website: [www.aspiregiftsandmodels.co.uk](http://www.aspiregiftsandmodels.co.uk)

We supply quality new and pre-owned model railways and scenery, and hold extensive ranges of Hornby, Bachmann, Gaugemaster, Lenz, Dynamics and full Hornby systems and decoders. We also stock 00 Gauge Lighting, Diecast Vehicles, Backgrounds, Scenery Cards, Plastic Kits and all the Accessories required to build your complete model railway set up. We have constantly changing stock, and try everything to get what you want.

## **COOPER CRAFT**

The Willows, Broom Lane, Oak, Taunton TA3 1BE. Tel: 01823 461961; E-mail: [coopercraft@googlemail.com](mailto:coopercraft@googlemail.com); Website: [cooper-craft.co.uk](http://cooper-craft.co.uk)

Another visit by Paul Dunn, with his range of plastic wagon, coach, and lineside kits in 4mm and 16mm scales. Paul also distributes Slaters 4mm kits. And of course, he offers paints and things to complete them

## **C + L FINESCALE (see also Timber Tracks below)**

Longridge House, Cadbury Camp Lane, Clapton in Gordano, Bristol. BS20 7SD Tel 01284 754727 E-mail: [sales@finescale.org.uk](mailto:sales@finescale.org.uk)

C & L Finescale offers a comprehensive range of modelling products including 4mm and 7mm track building components and templates, Carr's modelling products, Slater's 4mm wagon kits, the Cooper Craft 4mm and 7mm ranges, Antex soldering irons and bits and Loctite instant adhesives and retainers. The new "turnout in a bag kits" includes fully finished common crossings for ease of construction – check out the assembly instructions on their web site. Try one of the memory wire kits which come complete with all the parts you need to operate your signals, turnouts and crossing gates together with four pages of useful hints, tips and instructions. The above address may change from July.

## **DART CASTINGS with Monty's figures and MJT**

17 Hurst Close, Staplehurst, Kent TN12 0BX; Email: [nigel.hate@btconnect.com](mailto:nigel.hate@btconnect.com); Website: [www.dartcastings.com](http://www.dartcastings.com)

The DART CASTINGS 4mm range of cast pewter and white metal horse drawn vehicles, station and lineside detailing items, all the figures in the MONTY'S MODEL RAILWAYS range and the full range of MJT scale components are available, together with etched brass kits from Shire Scenes and items from Dornaplas and Springside. Etches and castings from Scale Link and detailing parts from A1 will also be on sale, along with a range of acrylic and enamel paints. In addition, a modest selection of items for other scales will be on the stand.

## **DAVID GEEN MODEL RLY KITS (including MALCOLM MITCHELL 4mm range)**

30 Silverwood Close, Dale Park, Hartlepool, Cleveland, TS27 3QF, Tel: 01429 269600

E-mail: [david.geen1@ntlworld.com](mailto:david.geen1@ntlworld.com) Website via: [www.scalefour.org](http://www.scalefour.org)

David produces a comprehensive range of wagon kits covering a number of railway companies, both pre- and post-grouping, as well as private owner tank wagons. He can also supply Powsides transfer sheets for many of these – especially the North Eastern, Great Western and London & South Western Railway prototypes. David's range of etched brass coach kits continues to expand and future additions will include the Diag. H16 57' Dining Car, F21 70' Double Slip, D43 Concertina Brake 3<sup>rd</sup> and C71 Concertina 3<sup>rd</sup>. A selection of fittings and lineside accessories is also available. David also distributes the Malcolm Mitchell 4mm Locomotive kit range.

## **DRAGON MODELS** 9 Kingsley Close, Sully, Penarth, CF64 5UW e-mail: [chrisbasten@fsmail.net](mailto:chrisbasten@fsmail.net)

Dragon Models will have their growing range of etched brass kits in 4mm and 7mm scales, together with pre-lettered PO wagons. In the past, Railwells has been the show at which a new 4mm kit is launched . . . will the tradition be continued this year?

## **EAST SOMERSET MODELS**

The Railway Station, Cranmore, Shepton Mallet, BA4 4QP. Tel: 01749 880651; Web site: [www.esmodels.co.uk](http://www.esmodels.co.uk)

We offer a comprehensive range on 'N', 'OO' & 'O' gauge models from all the leading suppliers. East Somerset Models started in 1999 and is situated at the East Somerset Railway at Cranmore. We are open each week, Wednesday to Sunday, 10.00am to 4.30pm, plus additional Bank Holidays. We specialise in 'N' and 'OO' scales, but also carry an expanding range of 'O' gauge items. Apart from the main suppliers, Hornby, Peco, Bachmann, Dapol, etc. we also stock products from a number of lesser known manufacturers. We take all the major credit/debit cards and also offer a mail order service.

## **EILEEN'S EMPORIUM**

Unit 19.12 Highnam Business Centre, Newent Road Gloucester GL2 8DN. Tel: 01531 828009;

E-mail: [sales@eileensemporium.com](mailto:sales@eileensemporium.com) Website: [www.eileensemporium.com](http://www.eileensemporium.com)

The great place for quality hand tools, along with an amazing selection of sheet, strip, angles, shapes, tube, rod and wire in brass, nickel silver, copper and phosphor bronze and others. Plastics from Evergreen and Slaters. Solders, Fluxes, Adhesives, Blades, Drill Bits, Dies, Screws, Nuts and Bolts. You can also see it and buy on line.

## **EXACTOSCALE LTD & THE P4 TRACK COMPANY**

20 Waterson Vale, Moulsham Lodge, Chelmsford, Essex CM2 9PB 01245 263779

website: [www.exactoscale.co.uk](http://www.exactoscale.co.uk)


The EXACTOSCALE range of high quality components continues to expand and now includes wagon chassis conversion kits, coach and wagon wheels, brake gear, sprung buffer units, scale couplings, easy to assemble gearboxes and loco suspension units (both traditional and the new plastic moulded hornguide type). Visit the stand to see the new 4mm scale driving wheels and discuss the future programme of wheels.

The P4TRACK COMPANY provides easy to build and fully detailed track to P4 standards. A starter pack is available for those wishing to try their hand at track construction. Turnouts are offered as complete kits with all rails precision-cut to length, check rails formed to shape, the crossing pre-assembled with wing rails attached and the switch rails assembled to their adjacent stock rails, together with a complete set of correct pattern chairs and functional fishplates. Only the skills to construct any detailed plastic kit are required to build a turnout: soldering is only required to connect electrical feeds.

## **FINNEY & SMITH** 21 Bellott Drive, Corsham, Wilts., SN13 9UQ. tel: 01249 714085/e-

mail: [dave@finneyandsmith.co.uk](mailto:dave@finneyandsmith.co.uk)

Finney and Smith is run by 3mm enthusiasts Dave Finney, Nick Smith and Mike Corp. Although specialising in 3mm kits they offer many items for modellers in other scales. They import the Bachrus rolling road, Hoffman point motor, the Right Clamp, Mashima motors and their own even smaller motors, "Hold and Fold" and Brass Assist" tools and a special slim version of the High Level gearbox. Also a large range of brass rod, tube and milled profiles. Bachrus Saddle -variable gauge rolling road system. Series 60 for 23mm to 45mm gauges, series 50 for 11mm to 23mm gauges and the series 40 for gauges smaller than 11mm. A new speedometer accessory is now available. The Right Clamp - assembly jigs are designed to hold flat materials square to each other for gluing



or other tasks - are now complemented by the Splice Clamp for straight butt joints in three sizes. Hoffman MWA02-S point machine, now with speed control, is small, silent and easy to install. Also available are an accessory kit that gives motor vertical action for signals and also has inserts for hole in baseboard. An extra switch that just screws on is also available..

## LYNTON AND BARNSTAPLE SALES

Mark Bladwell, 16 Williams Close, Longwell Green, South Gloucestershire, BS30 9BS or telephone Woody Bay Station on 01598 763487 (Woody Bay Station, Martinhoe Cross, Parracombe, Devon. EX314RA) Website: [www.lyntonrail.net2media.co.uk](http://www.lyntonrail.net2media.co.uk)

First opened in 1898, the Lynton & Barnstaple Railway in North Devon was one of the world's most famous and picturesque narrow gauge railways, but closed in 1935. Passengers can now travel along part of the original route within the Exmoor National Park above the Heddon Valley near Parracombe, and are once again able to taste of what will, we hope, one day become one of the ultimate heritage railway experiences of the world! Trains now run over the recently completed bridge 67, making a total run of over one mile.

## MOUSA MODELS

745 High Road, Leytonstone E11 4QS Tel: +44 (0)7586 415287 Email: [sales@mousa.biz](mailto:sales@mousa.biz); Website: [www.mousa.uk.com](http://www.mousa.uk.com)  
Bill Bedford now offers resin-moulded coaches, wagons and locomotive kits, all designed with the ease of building in mind.

## RAIL-BOOKS.CO.UK

9 Coney Close, Langley Green, Crawley, West Sussex RH11 7QA Tel: 01293 406137  
Web address: [www.geoffgamblebooks.co.uk](http://www.geoffgamblebooks.co.uk); on-line sales at [www.Rail-Books.co.uk](http://www.Rail-Books.co.uk)

Formerly known as Geoff Gamble Books, RAIL-BOOKS.CO.UK stocks a wide range of books on prototype and model railways from all major and many minor publishers. As well as books on other forms of transport, second-hand and remaindered titles are sold subject to availability. Any title not on display may be ordered by mail-order. Books may also be ordered securely on-line.

## ROXEY MOULDINGS

58 Dudley Road, Walton-on-Thames, Surrey, KT12 2JU Tel/fax: 01932 245 439.

Specialising primarily in SR (and constituents) with a range of finescale coach kits, including EMUs, Roxey does not ignore other railways - especially the GWR, S&D and Metropolitan. Also available is a range of accessories including Precision Paints, Carr's solders, Mashima motors and gearboxes.

## SCALEFOUR STORES

120 Hayhurst Avenue, Middlewich, Cheshire, CW10 0BD Tel: 01606 835708 (between 9-10 am and 7-8 pm only) Website: [www.scalefour.org](http://www.scalefour.org)

The Society's own "Stores" stand. On sale will be the new turnout units and loose-heel switches, and a new gauge for fine-tuning pointwork, also point blade fitting jigs, crossing vee assembly jigs, and components for riveted plywood trackwork construction. The Scalefour Society locomotive springing units designed by Dave Bradwell are also available, together with the ever-popular etched nickel silver lever frame kit. For conductor rail fans, the Stores can supply lost-wax castings for the end ramps, correct profile rail, and highly-detailed conductor rail chairs. Now is the time to study your Scalefour Stores price list and decide which items you require for the autumn modelling season. Send Jeremy your order now and collect it at Scalefour Southwest, or ask him to help your selection on the day. Our Sales Officer also offers a bespoke profile milling service and will provide details of this on request.

## TIMBER TRACKS

Longridge House, Cadbury Camp Lane, Clapton in Gordano, Bristol, BS20 7SD Tel: 01 275 852 027 Fax: 01 275 810 555; Email: [sales@timbertracks.co.uk](mailto:sales@timbertracks.co.uk); Website: [www.timbertracks.co.uk](http://www.timbertracks.co.uk) Note: the address may change from July.

"Tracks" mark a radical new departure in track construction. Model railway trackwork should 'flow' and be designed as a whole, rather than as turnouts 'stitched' together by lengths of plain track. Instead of individual sleepers and turnout timbers (although these are also available), the system is based on laser-cut turnout bases and track panels. Each panel is flexible, so you can create sweeping curved turnouts and track. The range is comprehensive and covers straight track, turnouts, diamonds and slips. All Timber Tracks components are compatible with C+L's ABS based items. Confused by difficult to learn track creation software? You do not need it - just a 'back of envelope' idea will get you started. Use the panels to plan and adjust your layout, glue down the timbers, then add chairs and rail - glued down with Butanone in the usual way. Visit our web site for photographs and more details.

## WIZARD MODELS (Inc. MSE/51L)

P.O. Box 70, Barton upon Humber, DN18 5XY, 01652 635885 E-mail: [andrew@modelsignals.com](mailto:andrew@modelsignals.com) website: <http://www.wizardmodels.co.uk>

The MSE arm of Wizard Models produces the most comprehensive range of semaphore signalling parts in 4mm (and other) scales. These are packaged in component form for the modeller to construct signalling in the same way as the prototype: arms, finials, posts, brackets and accessories are selected and assembled, enabling you to recreate most prototype designs on your layout. A number of complete kits for the more common prototypes are also available, as are the first parts in a new range of colour light signals. Items such as lever frames, and level crossings are provided in kit form to complete the range. Wizard Models is also the parent of the 51L range of 4mm scale locomotive, carriage and wagon kits and components. This range is continuing to expand, with new wagon kits in development covering prototypes from around 1900 to the present day. Also available exclusively from Wizard Models are the Sprat & Winkle Line and DG autocouplings for 2, 3, 4 and 7mm scales. We also carry a range of useful materials for the modeller, including point motors, cork and foam underlays, solvents, solder and fluxes.

For details of all our products, ask for a price list on the stand, send five first class stamps to the above address, or visit the web site, where you can shop online.

**ZTC CONTROLS** PO Box 4454,  
Yeovil, Somerset BA20 9EZ  
Tel: 01963 441219

Email: [sales@ztcccontrols.co.uk](mailto:sales@ztcccontrols.co.uk)  
Website: [www.ztcccontrols.co.uk](http://www.ztcccontrols.co.uk)

During 2008/9 the production of new ZTC equipment ceased, and many fans of ZTC wondered what would happen to this highly regarded British-manufactured DCC system. When the opportunity arose a couple of years ago, Neil Kinison purchased the company and put the product range back into full manufacture.

So now you can obtain again the 511 desk, still regarded as the most realistic model controller on the market and, due to its advanced design, still features the Real Feel control system which "puts you in the cab", be it steam or modern image.

